

Metal Halide Lamp

DI



Metal Halide Lamp

DI

	DI-40	DI-60	DI-120	DI-180	
Lamp Voltage 【V】	200	125	160	225	
Lamp Wattage 【W】	4,000	6,000	12,000	18,000	
Lighting Direction	BH ± 15°	BH ± 15°	BH ± 15°	BH ± 15°	
Color Temperature 【K】	6,000	6,000	6,000	6,000	
Total Luminous Flux 【lm】	410,000	570,000	1,100,000	1,650,000	
Color Rendering 【Ra】	>90	>90	>90	>90	
Rating Life 【hr】	500	300	300	300	
Outer Size 【mm】	A (Diameter)	42	56	78	78
	B (L1)	405	--	--	--
	C (L2)	340	450	470	500
Outline	Fig-3	Fig-4	Fig-4	Fig-4	
Base	SFa21-12	25 × 51 LEAD 165mm	30 × 70 LEAD 165mm	30 × 70 LEAD 165mm	
Note					

Outline

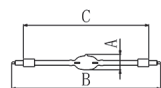


Fig-3

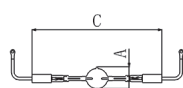
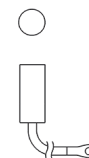


Fig-4

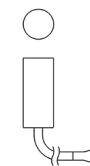
Base



SFa21-12



25×51 LEAD 165mm



30×70 LEAD 165mm